




NEWS COLLAB FEED FOR SHAREPOINT

TECHNICAL DOCUMENTATION

Torpedo – Serviços de Informática, Lda.

Torpedo.pt
22/03/2024

	TECHNICAL DOCUMENTATION	Date: 22/03/2024
		Revision No.: 1.0.0.9

INDEX

1	DOCUMENT VERSION HISTORY	1
1.1	Version History.....	1
1.2	Distribution.....	1
2	SUMMARIES	3
2.1	Objective	3
2.2	Brief Description of The Product.....	3
3	REQUIREMENTS.....	5
4	INSTALLATION	7
5	WEB PART ADDITION	9
6	WEB PART CONFIGURATION	11


	TECHNICAL DOCUMENTATION	Date: 22/03/2024
		Revision No.: 1.0.0.9

FIGURE INDEX

Figure 1 - Web Part Teaser	3
Figure 2 - Add SharePoint App	7
Figure 3 - Add ".sppkg" file to be installed.....	7
Figure 4 - Enable the app to be available to all sites	8
Figure 5 - Edit page in SharePoint Online.....	9
Figure 6 - Add one section in SharePoint Online.....	9
Figure 7 - Button to add web parts	10
Figure 8 - Add News Collab Feed for SharePoint.....	10
Figure 9 - Edit web part	11
Figure 10 - Configure News Collab Feed for SharePoint.....	11
Figure 11 - News Collab Feed for SharePoint.....	12



	TECHNICAL DOCUMENTATION	Date: 22/03/2024
		Revision No.: 1.0.0.9

TABLE INDEX

Table 1 - Name and Document Content	1
Table 2 - Version History	1
Table 3 - Distribution List	1
Table 4 - Allowed permissions levels for using the web part	5
Table 5 - Allowed permissions levels for installing the web part	5

	TECHNICAL DOCUMENTATION	Date: 22/03/2024
		Revision No.: 1.0.0.9

1 DOCUMENT VERSION HISTORY

Table 1 - Name and Document Content

DOCUMENT NAME	CONTENT
trpd_spo_newscollabfeed_technicaldocumentation.pdf	Technical Documentation

1.1 VERSION HISTORY


Table 2 - Version History

VERSION HISTORY						
VERSION N°.	AUTHOR	DATE	REVISIONED BY	DATE OF REVISION	APPROVED BY	APPROVAL DATE
1.0.0.2	Francisco Ferreira	27/02/2024	Bruno Teixeira	27/02/2024	Bruno Teixeira	27/02/2024
1.0.0.7	Francisco Ferreira	13/03/2024	Bruno Teixeira	13/03/2024	Bruno Teixeira	13/03/2024
1.0.0.8	Francisco Ferreira	15/03/2024	Bruno Teixeira	15/03/2024	Bruno Teixeira	15/03/2024
1.0.0.9	Francisco Ferreira	22/03/2024	Bruno Teixeira	22/03/2024	Bruno Teixeira	22/03/2024


1.2 DISTRIBUTION

Table 3 - Distribution List

NAME	COMPANY	BOARD
trpd_spo_newscollabfeed_technicaldocumentation.pdf	Torpedo.pt	Marketplace

	TECHNICAL DOCUMENTATION	Date: 22/03/2024
		Revision No.: 1.0.0.9

Page intentionally left blank.

	TECHNICAL DOCUMENTATION	Date: 22/03/2024
		Revision No.: 1.0.0.9

2 SUMMARIES

2.1 OBJECTIVE

Web Parts are modules of functionality that you can add to SharePoint Online. These modules are created by development teams and allow adding more functionalities to those already existing from scratch in SharePoint. The web parts are delivered in a package format (files with '.sppkg' extension), allowing to install several web parts in the customer's SharePoint Online tenant.

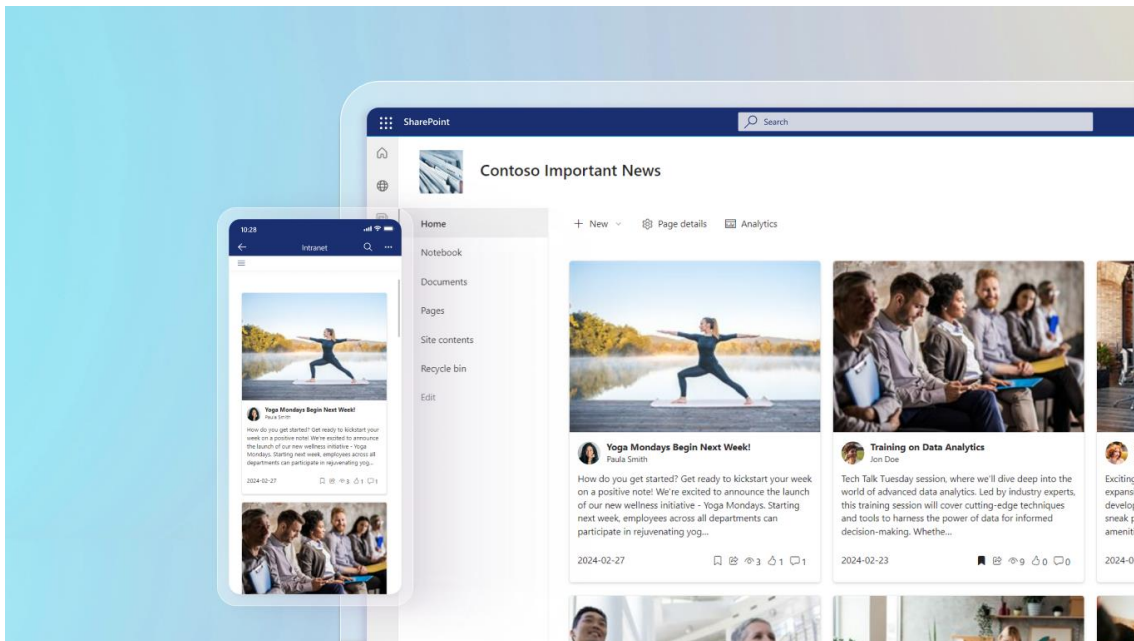



Figure 1 - Web Part Teaser

2.2 BRIEF DESCRIPTION OF THE PRODUCT


Introducing the **News Collab Feed for SharePoint**, a revolutionary SharePoint Online web part designed to streamline the news-listing process across various selected sites. With its sleek interface and comprehensive feature set, it offers users an immersive experience for accessing and engaging with news content efficiently.

	TECHNICAL DOCUMENTATION	Date: 22/03/2024
		Revision No.: 1.0.0.9

Main features of the web part:

- **News Aggregation:** Aggregates news from multiple selected sites into a centralized location, simplifying access and visualization of important information.
- **Comprehensive News Details:** Provides an array of data for each news item, including title, description, image, author, creation date, views, likes, and comment count, offering a comprehensive overview of each topic.
- **Enhanced Interactivity:** Enables users to interact directly with news items, allowing them to like, share, and save for later reading, fostering active participation and content sharing.
- **Flexible Customization:** Through the properties panel, users can tailor the viewing experience by selecting the sites from which news will be sourced, defining the number of news items to display, and choosing which fields to show or hide for each news item, adapting the display according to individual preferences.
- **Appealing Layout:** Features a visually appealing layout that captivates users, making the news consumption experience more enjoyable and engaging.

With the **News Collab Feed for SharePoint**, we provide a powerful and effective way to share and interact with news within the SharePoint Online environment. With robust features and an attractive design, this web part empowers users to access and explore relevant information conveniently and intuitively, fostering collaboration and knowledge dissemination across the organization.

	TECHNICAL DOCUMENTATION	Date: 22/03/2024
		Revision No.: 1.0.0.9

3 REQUIREMENTS

For the correct functioning of the **News Collab Feed for SharePoint**, the following requirements are necessary:

- Microsoft SharePoint Online;
- Site/Sites with News
- Permission level for using the web part
 - Contributor or higher (permission to add, edit records in SharePoint lists);

Table 4 - Allowed permissions levels for using the web part


PERMISSION LEVEL	ACCESS RIGHTS
View	Users can view lists, libraries, and items, but cannot add, edit, or delete them
Contribute	Add, view, update and delete list items and documents
Edit	Edit, add, and delete lists; view, add and update list items
Full Control	Full control over the site, lists, libraries, and settings

- The permission level for installing the web part
 - Tenant Administrators;
 - Access to the SharePoint Application Center (app catalog) to deploy web parts;


Table 5 - Allowed permissions levels for installing the web part

PERMISSION LEVEL	ACCESS RIGHTS
Full Control	Full control over the site, lists, libraries, and settings

To know more about permissions on SharePoint Online click [here](#)

	TECHNICAL DOCUMENTATION	Date: 22/03/2024
		Revision No.: 1.0.0.9

Page intentionally left blank.

	TECHNICAL DOCUMENTATION	Date: 22/03/2024
		Revision No.: 1.0.0.9

4 INSTALLATION

The solution consists of a “.sppkg” file that will have to be added to the SharePoint Online Tenant's AppCatalog through the SharePoint Application Center.

Using a Tenant administrator account, access the SharePoint Online [application catalog](#).



Figure 2 - Add SharePoint App

Add the “.sppkg” file to be installed.

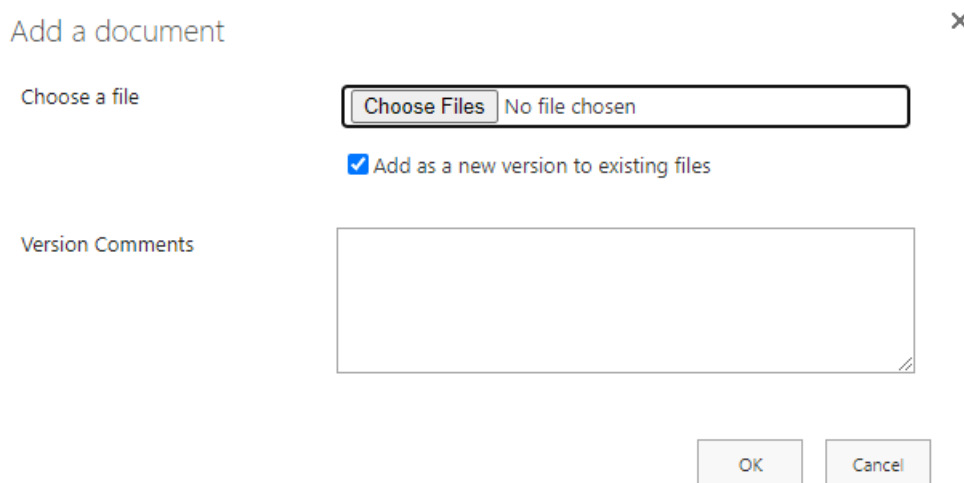



Figure 3 - Add ".sppkg" file to be installed

Enable the application to be available to all sites.

	TECHNICAL DOCUMENTATION	Date: 22/03/2024
		Revision No.: 1.0.0.9

Do you trust News Collab Feed for SharePoint? ✕

The client-side solution you are about to deploy contains full trust client side code. The components in the solution can, and usually do, run in full trust, and no resource usage restrictions are placed on them.

This client side solution will get content from the following domains:

SharePoint Online


- Make this solution available to all sites in the organization



News Collab Feed for SharePoint

Deploy
Cancel

Figure 4 - Enable the app to be available to all sites

	TECHNICAL DOCUMENTATION	Date: 22/03/2024
		Revision No.: 1.0.0.9

5 WEB PART ADDITION

To add a web part to a SharePoint Online page, you must first edit the page.

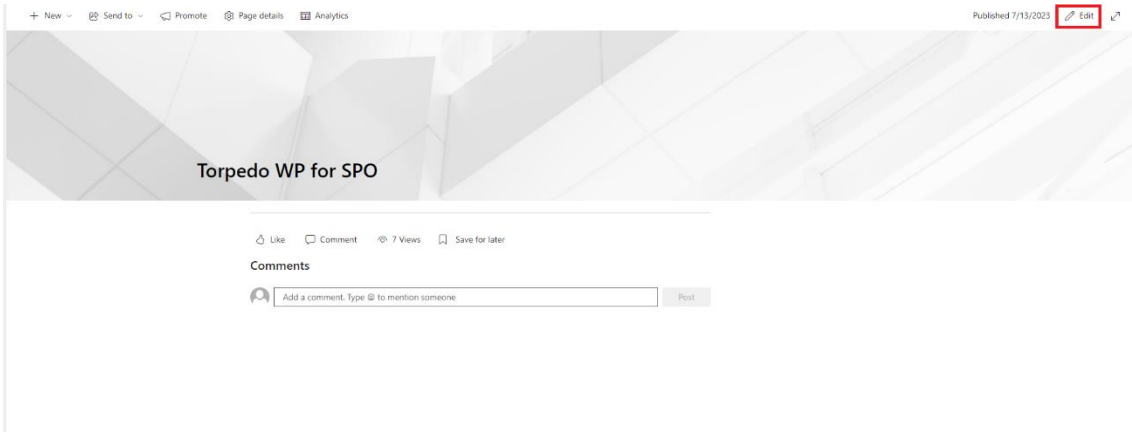


Figure 5 - Edit page in SharePoint Online

After editing the page it's possible to change sections, add or remove web parts. Add one of the available sections as shown in the following image.

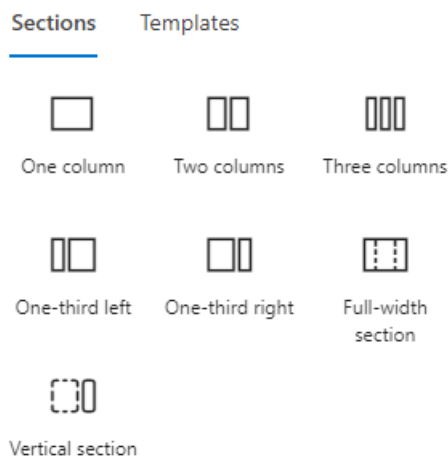



Figure 6 - Add one section in SharePoint Online

	TECHNICAL DOCUMENTATION	Date: 22/03/2024
		Revision No.: 1.0.0.9

After adding the section, it's possible to include the **News Collab Feed for SharePoint** web part within it.

Still in page editing mode in SharePoint Online, it is possible to add web parts by clicking on the + button that appears in each section zone, as shown in the figure below.



Figure 7 - Button to add web parts

A popup will appear with all the web parts available for use in SharePoint Online. To add the **News Collab Feed for SharePoint** web part, you can scroll through the list of options or filter the results by searching. Click on the web part to add it to the page.

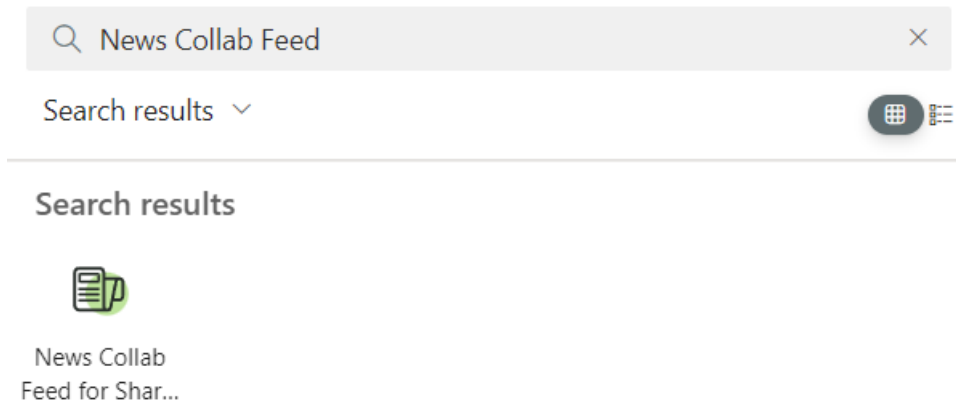



Figure 8 - Add News Collab Feed for SharePoint

	TECHNICAL DOCUMENTATION	Date: 22/03/2024
		Revision No.: 1.0.0.9

6 WEB PART CONFIGURATION

To configure the web part, click on the option to edit the web part.

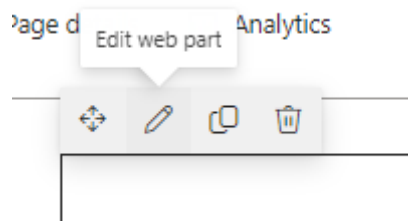


Figure 9 - Edit web part

Next, a right-side panel will appear with all configurable properties for the web part.

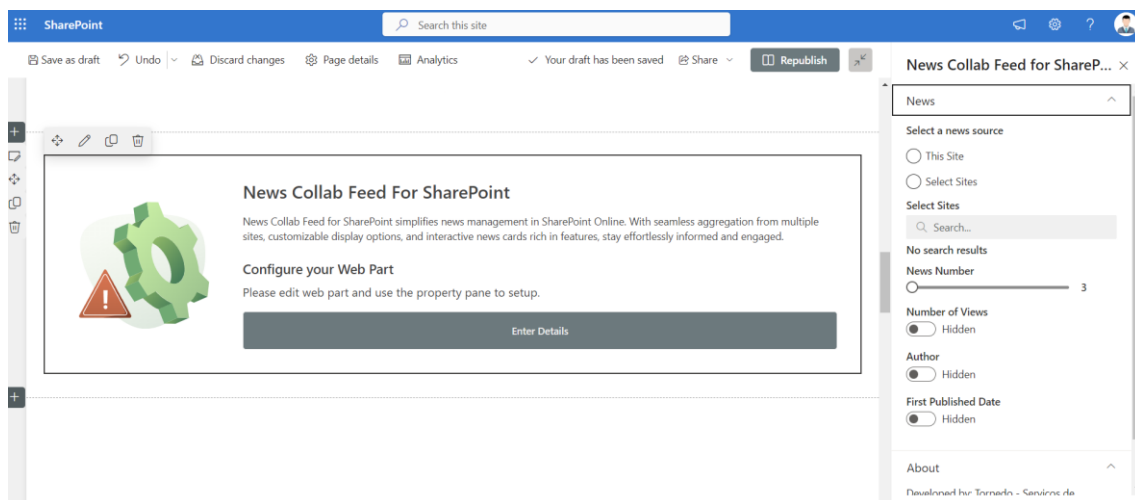



Figure 10 - Configure News Collab Feed for SharePoint

The properties panel of the **News Collab Feed for SharePoint** is structured into a single major group: **News**.

Through this group, it's possible to specify the **news source** by selecting one or multiple sites. Additionally, it's possible to specify the **number of news items** to list and the display or hiding of certain fields: **views**, **author**, and **first published date**.

	TECHNICAL DOCUMENTATION	Date: 22/03/2024
		Revision No.: 1.0.0.9

Once the republish button at the top of the page is pressed, the web part will render looking like the one shown below. It's possible to view the news in the form of a grid of cards. It's also possible to interact with the news by liking, commenting, sharing, and saving for later reading. Additionally, users can view all the details of the news.

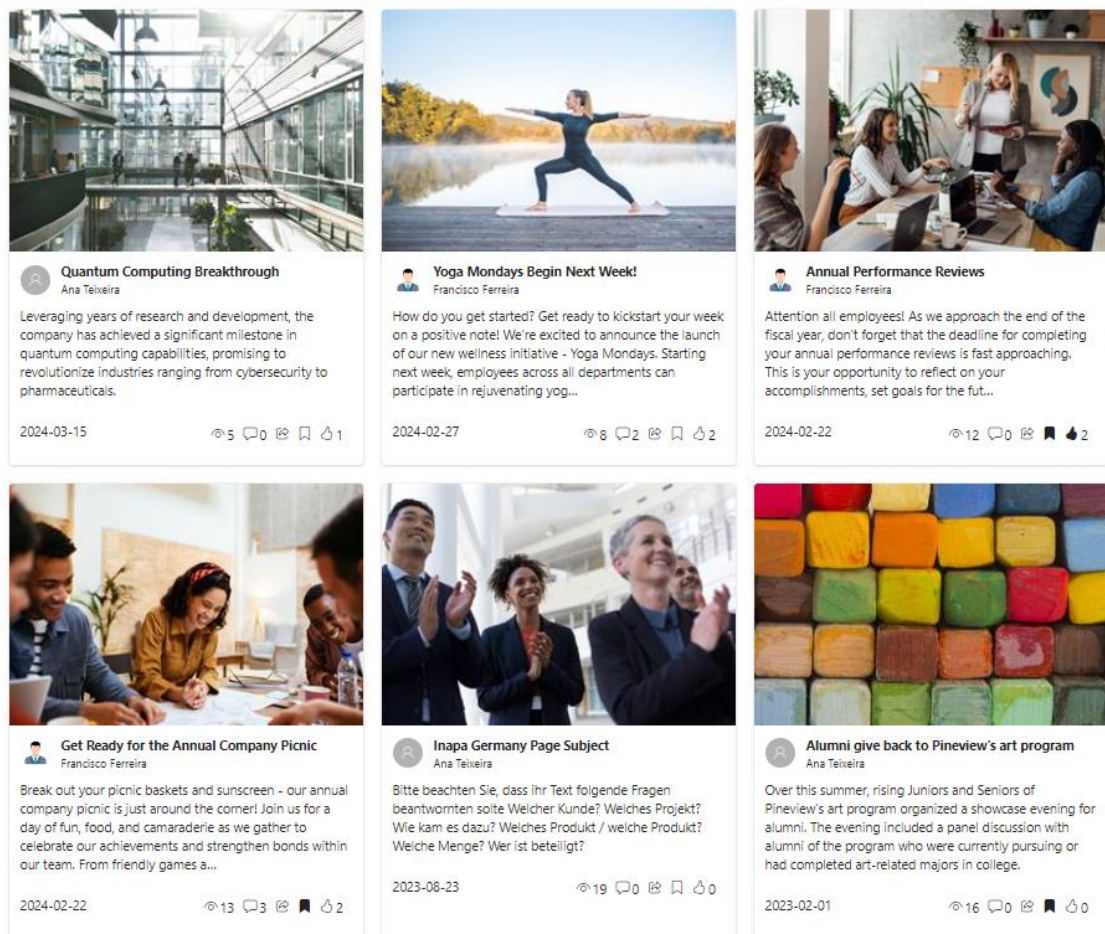


Figure 11 - News Collab Feed for SharePoint